




# *Bopp Chapel*

## MONUMENTS

### Steps for Selecting a Monument

- Determine what is allowed on the cemetery lot. Cemeteries have many regulations regarding the type of monument that can be installed. Factors include, but are not limited to, number of graves on lot and the lot's location within the cemetery. When there is a need to purchase new cemetery property, many choose to factor the type of monument desired into their decision.
- Select a type of monument. (i.e., upright, slant, lawn level)
- Select the color of granite. There are several options when it comes to the color of the granite. In addition to the most traditional colors (black, red and grey) there are many variations of those colors.
- Select desired finish. The techniques used to finish the granite can have a big effect on the final product.
- Select design elements. The final details are what turns a piece of granite into a lasting memorial. Artful designs can be worked around the lettering or can stand out as a more dramatic element. The lettering itself can be done with or without a "panel".

The process to design a monument can take as little as 30 minutes, to match a family monument, or several meetings, to create a new design. In either case a scaled proof will be provided to aid in the visualization of the final product.




## **BOPP CHAPEL**

10610 Manchester Rd. Kirkwood, MO 63122

314-965-7680 Fax 314-965-1509 [boppchapel@boppchapel.com](mailto:boppchapel@boppchapel.com)

## Upright Monuments

With many customizable details in a wide range of shapes and stone colors uprights are the most personal and distinct of monuments.



Georgia Grey with engraved religious design



Missouri Red serpentine top with custom design



China Grey with "precious portrait" on porcelain and inlaid



American Black with roses and popular wedding band design. Lettering is shaded rather than on panels



Indian Red with white lettering and two matching turned polished vases

## Bevel and Flat Monuments

Depending on the size and design, lawn level monuments can be used to mark a single grave or, in the case of a companion marker, two side by side graves.



Mahogany bevel companion



North American Pink

## Upright Monuments

With many customizable details in a wide range of shapes and stone colors uprights are the most personal and distinct of monuments.



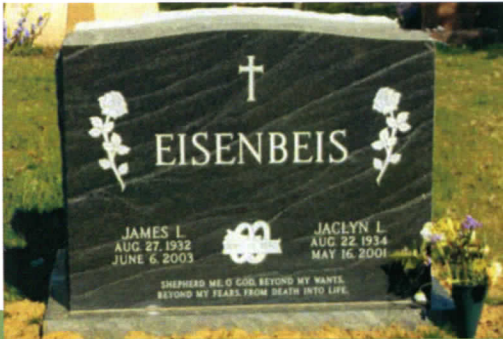
Georgia Grey with engraved religious design



Missouri Red serpentine top with custom design



China Grey with "precious portrait" on porcelain and inlaid



American Black with roses and popular wedding band design. Lettering is shaded rather than on panels



Indian Red with white lettering and two matching turned polished vases

## Bevel and Flat Monuments

Depending on the size and design, lawn level monuments can be used to mark a single grave or, in the case of a companion marker, two side by side graves.



Mahogany bevel companion



North American Pink



American Black with room for additional name panels




Jet Black with laser etched photo which adds a new dimension to customization



Missouri Red cross with sculptured name panel

## Slant Monuments

More noticeable than lawn level monuments, slants offer a variety of design options.



Missouri Red Companion



Angle view shows the 30 degree slanted face



Georgia Grey Companion.



Bronze Companion on Granite Base

Please note that it is recommended that granite bases have a rough finish which helps to hide any scratches caused by the heavy equipment used at cemeteries.

## Benches

While there are different styles of benches available, they all provide not only a lasting memorial, but also a place for quiet personal reflection



All Monuments in this brochure were custom designed and installed by BOPP CHAPEL.  
Photos are printed with permission.